

HOME

TESTING

CASES

HOSPITALIZATION

DEATHS

### COVID-19 in South Carolina

As of 11:59 PM on 7/18/2021

Deaths

9,860

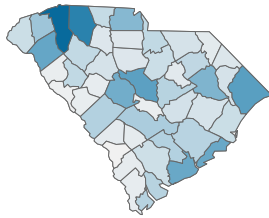
Percent of Deaths with Comorbid Conditions

64.8%

[Go to Comorbidity Details](#)

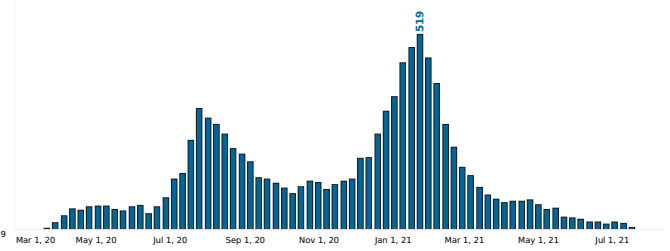
#### Reported Deaths due to COVID-19, by County

County: All



Count 15 | 1,039

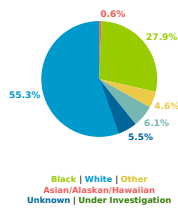
#### Reported COVID-19 Deaths, by Week of Date of Death



County Displayed: **South Carolina** | Dates Displayed: 3/4/2020 to 7/18/2021  
*Note: Data is suppressed for fewer than 5 cases*

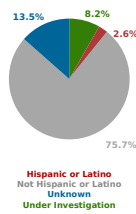
#### Reported COVID-19 Deaths, by Race

All



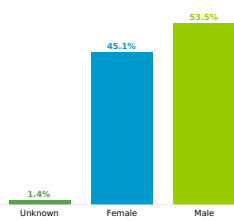
#### Reported COVID-19 Deaths, by Race

All



#### Reported COVID-19 Cases, by Sex

All



#### Reported COVID-19 Cases, by Age Group & Age Related Information

